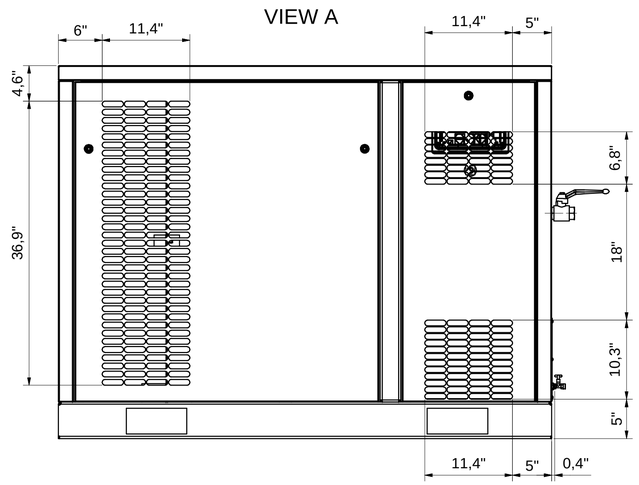

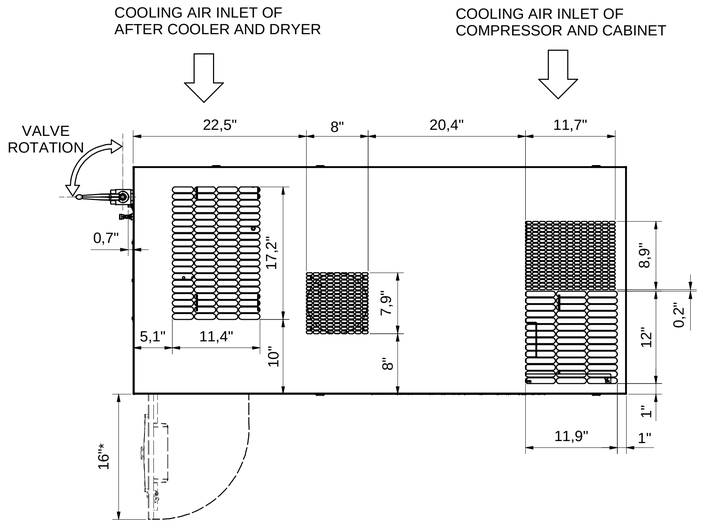

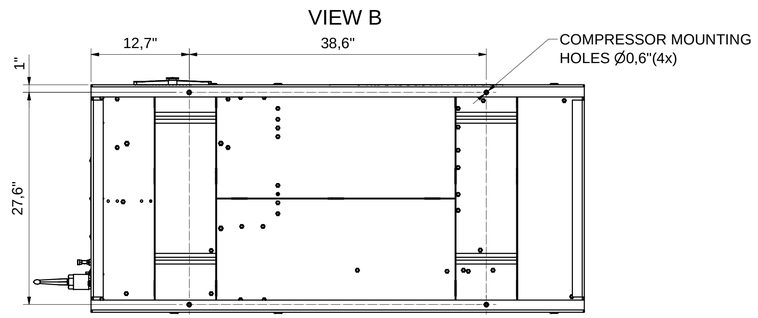

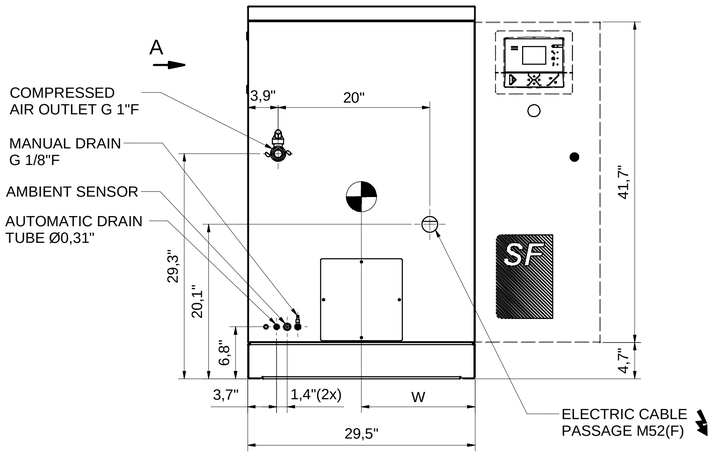

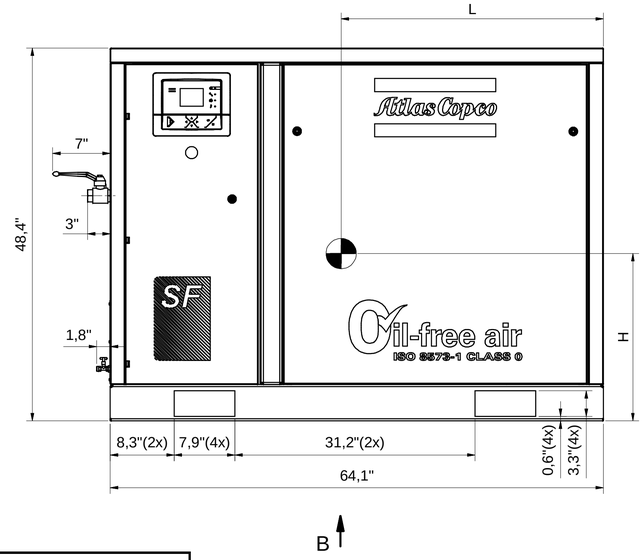

CENTER OF GRAVITY DIMENSIONS AND MASS				
UNIT TYPE	MASS	L	W	H
SF 8+ P	820	33.2	12.2	18.7
SF 11+ P	922	34.2	12.5	17.4
SF 8+ FF	897	33.2	12.2	18.7
SF 11+ FF	998	34.2	12.5	17.4
DIMENSIONS IN INCH : ±0,4 inch				
MASS IN LBS : ± 22 lbs				

Attention : 3rd angle projection is used

*Door fully open

Tolerances, if not indicated, according to:				
ATLAS COPCO STANDARD CLASS				
Name	DIMENS. DRWG	SF 8+ - 11+	Confidentiality Class acc. to 1102 K	
Material	NOT APPLICABLE		3	
Treatment	Not Applicable		INV	
Atlas Copco	Scale 1:10	Family	A1 Compare	Drawing owner
	Drawn by kvasanth	Blank nr.	Replaces	All
STATUS	Version Drwg 00.03	Blank wt 0 Kg	Fini wt. lbs	Designation Sheet 1 / 1
Approved	Des checked.	Prod checked.	Approved.	Date 2014-06-09

9820746200

9820746200	00.03			
Parent 3D model	Ed . Version 3D			

00			2014-07-28	
Ed	Posi-tion	Modified from	Date	Intr./Appd.

All materials supplied are in compliance with the requirements of the List of Prohibited Substances

CONFIDENTIAL:
This document is our property and shall not without our prior permission be altered, copied or made available to any other person or company.
Copyright and Industrial Property Rights are reserved by us.