REVISION HISTORY				
ZONE	REV	DESCRIPTION	DATE	APPROVED
A5	A	ITEM D00000-02-02-1006-04 WAS ADDED. VGR 11-5-2013		R.GETZ T.WHITLATCH

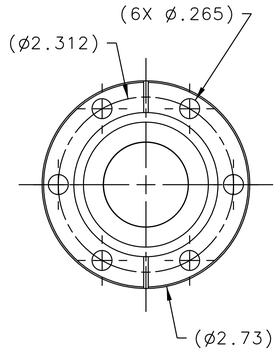

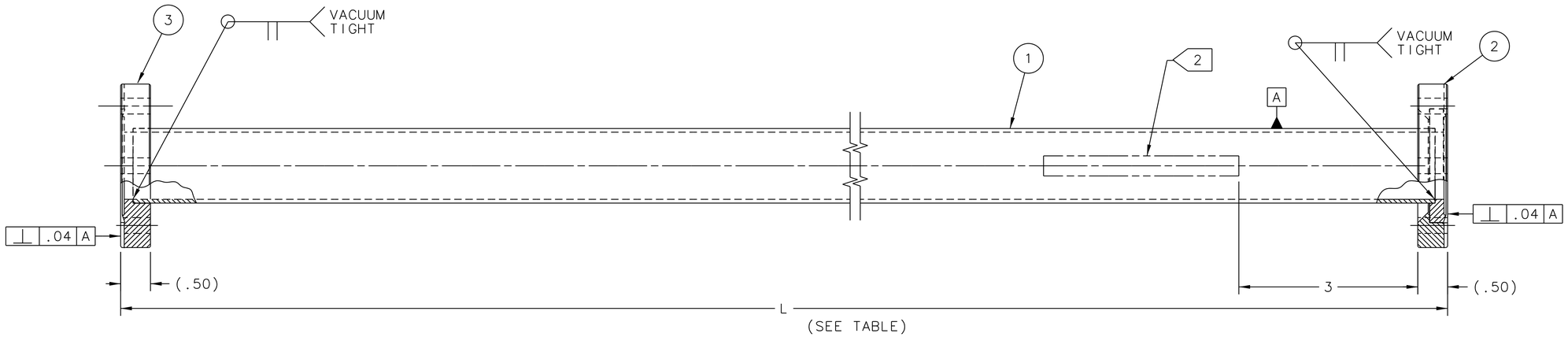

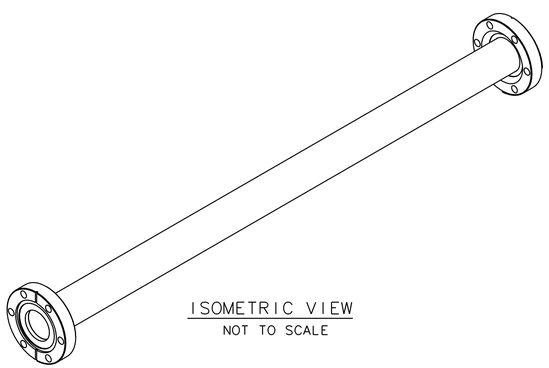

ISOMETRIC VIEW
NOT TO SCALE

DRAWING NUMBER	'L'- LENGTH AND TOLERANCE
D00000-02-02-1006-01	22.25±.04
D00000-02-02-1006-02	33.51±.06
D00000-02-02-1006-03	78.33±.13
D00000-02-02-1006-04	27.00±.06 A

NOTES:

1. THE FOLLOWING JLAB SPECIFICATIONS APPLY:
   FABRICATION OF UHV EQUIPMENT .....22631-S-001 REV.B
   CLEANING AND HANDLING OF UHV COMPONENTS .....22632-S-001 REV.E
   WELDING SPECIFICATION FOR UHV COMPONENTS .....22633-S-001 REV.A
   HELIUM LEAK TEST PROCEDURE FOR UHV COMPONENTS..22634-S-001 REV.A
2. STENCIL PART NUMBER D00000-02-02-1006-01 (...1006-02 OR ...1006-03) AT APPROX. LOCATION SHOWN IN .25" MIN CHARACTERS, BLACK PAINT.
3. CERTIFICATION OF MATERIAL MUST BE ACCOMPANIED WITH DELIVERY.
4. SUGGESTED SOURCE OR JLAB APPROVED EQUIVALENT:
   A. MDC VACUUM PRODUCT. (800)-443-8817 www.mdcvacuum.com

QTY REQD	ITEM NO.	PART OR IDENTIFYING NO.	NOMENCLATURE OR DESCRIPTION	MATERIAL SPECIFICATION	NOTES
1	3	MDC # 110013	DEL-SEAL CF FLANGE 2.75 OD CL, NR, 1.255 BORE	STAINLESS STEEL 304	
1	2	MDC # 100013	DEL-SEAL CF FLANGE 2.75 OD CL, R, 1.255 BORE	STAINLESS STEEL 304	
1	1		SEAMLESS TUBE 1.25 OD X .065 WALL	STAINLESS STEEL 304	

PARTS LIST

FOR JLAB INTERNAL USE ONLY

ALL WELDS ON THIS DRAWING ARE AS DEFINED BY JLAB ES & H MANUAL, WELDING & BRAZING PROGRAM SUPPLEMENT

WELD CLASS	WELD SPECIFICATION	WELD ANALYSIS
C	SEE NOTE 1	N/A

DOCUMENT CONTROL STAMP

MATERIAL: SEE PARTS

FINISH MACHINED SURFACES 125 UNLESS OTHERWISE NOTED
DEBURR & BREAK ALL SHARP EDGES

DO NOT SCALE DRAWING

DIM & TOL PER ASME Y14.5. UNLESS OTHERWISE SPECIFIED DIMENSIONS ARE IN INCHES
TOLERANCES ARE:
FRACTIONS ± N/A; DECIMAL .X ±.1, .XX ±.02, .XXX ±.010; ANGLES ± .50°

THIRD ANGLE PROJECTION

TRACKING NO. N/A

APPROVALS	DATE
DRAWN VGR	6SEP12
CHECKED R.GETZ	
APPROVED R.GETZ	
APPROVED T.WHITLATCH	

United States Department of Energy
Jefferson Lab
Thomas Jefferson National Accelerator Facility
Newport News Virginia

HALL D GLUE-X
BEAMLINE
TAGGER AREA
TUBE ASSY 2.75 CF X 1.25 TUBE OD

SIZE D | DWG. NO. D00000-02-02-1006 | REV. A
SCALE 1:1 | USED ON ASSY NO. D00000-00-02-1004 | SHEET 1 OF 1

Approved: 11/20/2013; E-Sign ID : 247232; signed by: Ap. 1: T. Whitlatch; C.: R. Getz; D: T. Fuell